

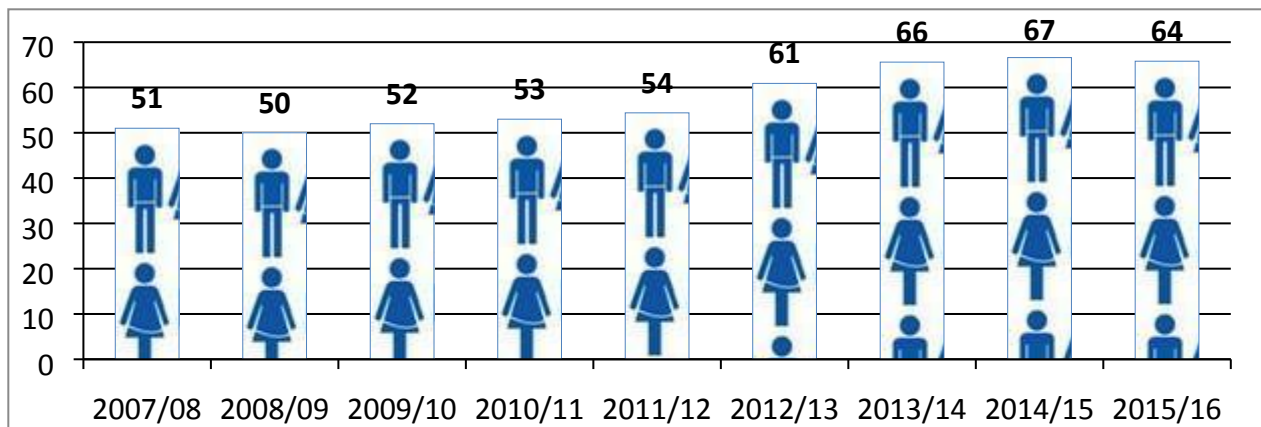
CORPORATE PARENTING BOARD PERFORMANCE REPORT, SEPTEMBER 2015

Lancashire changed its integrated children's system from ISSIS to LCS in February 2014; this has an on-going impact on the ability to report accurate performance, as such some information given below is subject to change.

ACTIVITY FOR CHILDREN LOOKED AFTER AND CARE LEAVERS

NUMBER OF CHILDREN LOOKED AFTER

- As at the end of June 2015, there are **1,558** children looked after in Lancashire.
- For every **10,000** children and young people in Lancashire, **64** are currently looked after.
- The current number of children looked after is the lowest it has been for over 12 months.
- There are **more** children looked after in Lancashire than in England where 60 out of 10,000 are currently looked after and more than in Lancashire's statistical neighbours (61 out of 10,000).
- There are **less** children looked after in Lancashire than the North West (81 out of 10,000).



COMMENTS:

- ❖ Lancashire's number of children looked after has decreased in June. There have been big increases in the number of looked after children over the last two years, however this is the lowest number for over 12 months. The rate increased slightly in 2014/15 to 67 per 10,000.
- ❖ Lancashire's number of children looked after is higher than that of Lancashire's statistical neighbours and the national average but lower than the average of other North West local authorities.
- ❖ Lancashire's statistical neighbours are Bury, Calderdale, Derbyshire, Kent, Northamptonshire, Nottinghamshire, Sefton, Staffordshire, Stockport & Stockton-on-Tees..

SERVICE ACTIVITY

Service activity helps to explain the rise in the number of children looked after in Lancashire:

- The contact centre has received **less** referrals than in previous years, although **more** contacts.
- A referral is information received regarding a child that is deemed to require social care involvement. A contact is any information received that doesn't lead to a referral.



- The social work teams have moved from initial and core assessments to a new single assessment from 1st April 2014.

	Previous Performance				Current Performance
	2011/12	2012/13	2013/14	2014/15	2015/16 (YTD Ave.)
Contacts <i>per month</i>	1284	1525	750	1575	1667
Referrals <i>per month</i>	1175	1370	1679	868	939
Initial Assessments	9891	11288	11865	-	
Core Assessments	5019	5901	5724	-	
Single Assessment <i>per month</i>	--	--	--	1088	1158

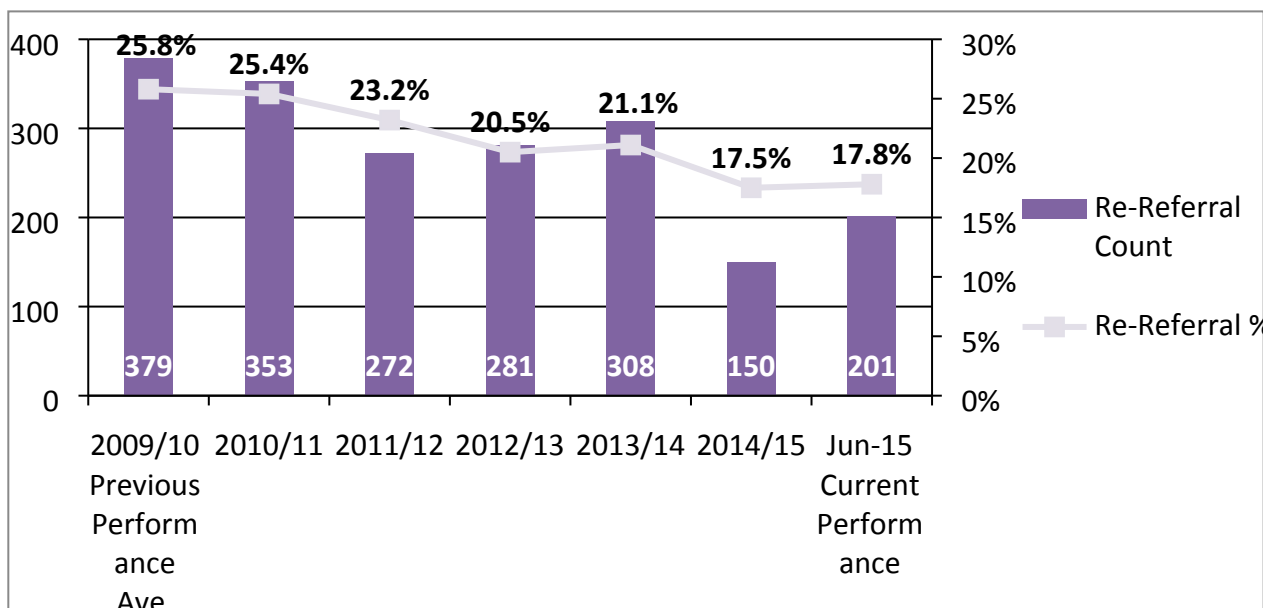
COMMENTS:

- ❖ Since the introduction of the Multi-Agency Safeguarding Hub (MASH) in April 2013, a large number of contacts from the Police have been passed to MASH rather than going through Care Connect.
- ❖ From 1st April 2014, contacts and referrals were counted differently hence the number of contacts are not comparable to previous years.
- ❖ From 1st April 2014 initial and core assessments were discontinued and the new single assessment was introduced. The first year shows an average of 1088 assessments started per month.
- ❖ A focus on early intervention could explain the rise in contacts but the reduction in referrals.

RE-REFERRAL RATE

A number of referrals that the authority receives are re-referrals; that is a child or young person has been referred to Children's Social Care once and is being referred again.

- Re-referral rates have historically declined which was considered good performance
- Average re-referral rate for 2014/15 decreased to **less than 18** re-referrals out of each 100 referrals received.



COMMENTS:







- ❖ The re-referral rate has been calculated differently since LCS went live in 2014/15 hence the large decrease.
- ❖ The re-referrals rate for referrals that lead to a single assessment is **17.8%** in June 2015, in line with the 2014/15 average.
- ❖ Re-referral rates have stayed below **20%** for the over 12 months.

STABILITY OF PLACEMENTS OF CLA: NUMBER OF MOVES

How many children looked after moved placement twice during the past year:



- Out of 100 children looked after, Lancashire targets to have less than 10 children looked after having to move twice or more during the year.
- Latest information for June 2015 shows that just under **6** out of 100 children looked after have moved twice or more which is good performance and within the target.
- This is also a slight improvement on last year's performance of **6.8%** and a big improvement on 2013/14 when **9** out of 100 children looked after had to move twice or more during the year.

Previous Performance			Current Performance	Target	Performance Direction?
2012/13	2013/14	2014/15	2015/16		
8.7%	9.5%	6.8%	5.4%	9.5%	
					

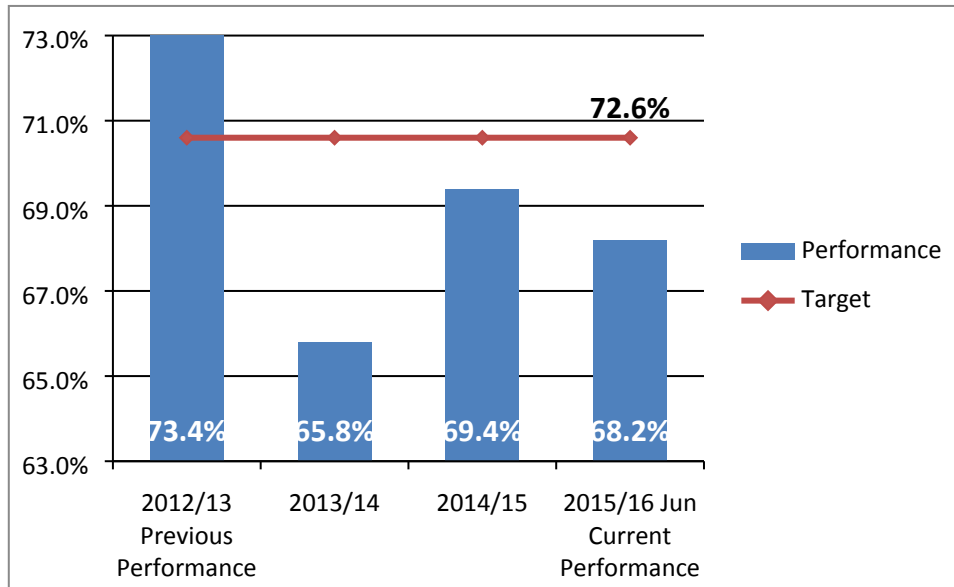
COMMENTS:

- ❖ Lancashire has carried out good placement stability work through research projects and improved processes, which has resulted in better performance and improved stability.
- ❖ Fewer children than ever have more than 2 placement moves.
- ❖ Young people are happy that this is less than last year however they would like to see more research and reasons into what causes placement moves.
- ❖ Young people are happy that the number has reduced but feel that placements could be better researched to suit the needs of the young person which may reduce moves.
- ❖ Young people are happy that the figure is low and that the target has been met, however they would like current performance to further improve.

STABILITY OF PLACEMENTS OF CLA: LENGTH OF PLACEMENTS

How many children looked after have been in their current placement for at least 2 years:

- Out of 100 children looked after, Lancashire targets to have more than **72** children looked after settled at least two years in their current placement.
- June 2015 information shows that over **68** out of 100 children looked are in a long and stable placement, which is good performance, but below our target.
- Current performance is above 2013/14 performance of **66** out of 100, but slightly below last year's performance (**69** out of 100).



COMMENTS:

- ❖ Lancashire has carried out good work on placement stability through research projects and improved processes.
- ❖ This has resulted in better performance and improved stability for children looked after.
- ❖ 2014/15 performance improved from the previous year but remains below the target of **72.6%**. This has gradually improved throughout the year from **65.8%** in March 2014.
- ❖ Young people are happy that this figure has improved recently but wonder what more can be done to improve placement stability as the target has not been met.

CHILDREN MISSING FROM CARE

Lancashire County Council and its partners are changing processes for children missing from care, and there will be a new protocol whereby young people are not reported missing straight away in case they are just running late. Also the Police will now be able to change missing to absent on the young person's record.

Lancashire County Council works with multiple agencies including Lancashire Police, to monitor the levels of children missing from care and this year's information is below:

	2013/14	2014/15
Lancashire CLA missing	355	361
Number CLA from other LAs missing	355	365
Other Children known to Lancashire CSC	408	764
Other Children Missing	1338	742
Children Missing with Lancashire boundaries	2456	2222

COMMENT:

- ❖ Over the whole year, **22** out of 100 children looked after were reported missing in 2014/15, the same figure as the previous year.

- ❖ The numbers represent the number of children looked after, and some children have multiple instances of going missing
- ❖ LINX have welcomed the changing protocols for children missing and feel this is good and that they are listened to, however are worried about those individuals that do actually go missing.

OUTCOMES FOR CHILDREN LOOKED AFTER

Outcomes data from education is displayed by academic year rather than financial year.



Educational Attainment of Children Looked After

The key indicator used to measure attainment is the number of children and young people who get 5 GCSEs at grades A* to C including English and Maths:

- Performance for 2012/13 has been published and performance remains at 12.9% as it was in 2011/12 which was higher than the previous year.
- CLA attainment remains significantly lower than attainment for all children and young people of whom **6** out of 10 achieve 5 GCSEs at A*-C

	Previous Performance			Current Performance	Target	Performance Direction?
	10/11	11/12	12/13	2013/14		
Lancs	11.9%	12.9%	12.9%	8%	18.0%	
	↘	↗	⇒	↘	×	
England	11.6%	12.8%	15.7%	Not available	Higher	

COMMENT:

- ❖ In Lancashire, attainment at GCSE among the children looked after remained stable in 2012/13, but reduced in 2013/14 with **8** out of 100 CLA achieving 5 A*-C including English and Maths.
- ❖ Across England in 2012/13, just over **15** per 100 children looked after achieved 5 A*-C inc. English & Maths, slightly more than Lancashire's **13** per 100.
- ❖ The young people were shocked at these statistics and suggested the following reasons as to why this may be:
 - CLA are pulled out of lessons by social workers. Meetings may also run over and as such CLA are missing too much time from their lessons. One young person missed an exam due to this and did not receive an apology which upset them.
 - The young people suggested that if staff have to visit them whilst in school, to plan better in terms of meeting the young person on a break or at lunch time. It was also suggested that it may better suit the young person better to be removed from certain lessons if they are confident or feel that they're ahead within the lesson.
 - The stress of placement moves, which sometimes require a change in school, was also highlighted. Due to the nature of schools covering parts of the curriculum at different times of the year, those moving schools may miss vital parts of the syllabus.

- Young people would like additional tutors to be made available in children's homes and for those children that are fostered. Looked after children should be entitled to additional support where school moves occur.
- ❖ Young people believe the target performance for CLA achieving 5 GCSEs at A* - C should be 100%. They feel that children undertaking other courses would mean that this wouldn't be attainable, therefore those completing other courses and qualifications should also be included.
 - Whilst the above is a good idea to include the results obtained by children undertaking alternative education, this performance indicator is calculated in this manner as it is a national indicator and all authorities are required to provide information on those achieving 5 GCSEs, including English and Maths.

ATTENDANCE AT SCHOOL BY CHILDREN LOOKED AFTER

Attendance at school is expressed as a percentage of all possible school sessions attended by all children looked after:



- Attendance in primary school was above target in 2013/14 with all children looked after only missing **4** out of every 100 sessions in school
- Attendance in secondary school was better than last year, with all children looked after missing **5** out of every 100 sessions possible in school.
- There are two sessions possible each school day; a morning session and an afternoon session. If a child is absent for a lesson in either they are deemed as absent.

	Previous Performance			Current Performance	Target	Performance Direction?
	10/11	11/12	12/13	13/14		
Primary	96.3%	96.2%	97.0%	97.2%	96.0%	😊
	↗	↘	↗	↗	↗	
Secondary	92.5%	94.3%	92.0%	95.0%	96.0%	☹
	↘	↗	↘	↗	✘	

COMMENTS:

- ❖ Young people feel that the lower performance for secondary school pupils are a reflection of the increased age of these pupils and the free will exerted by those who are older leading them to miss school. The stress of placement moves and of being in care were also cited as reasons for non-attendance, particularly in those secondary school age children and young people.
- ❖ Young people feel that they should be able to choose what they do at school, for example, completing exams or doing practical courses and perhaps going to college earlier than usual to start these courses.
- ❖ Young people believe CLA could be marked as absent from a lesson if they are attending a CLA meeting instead, which is not necessarily the young person's fault. If the young

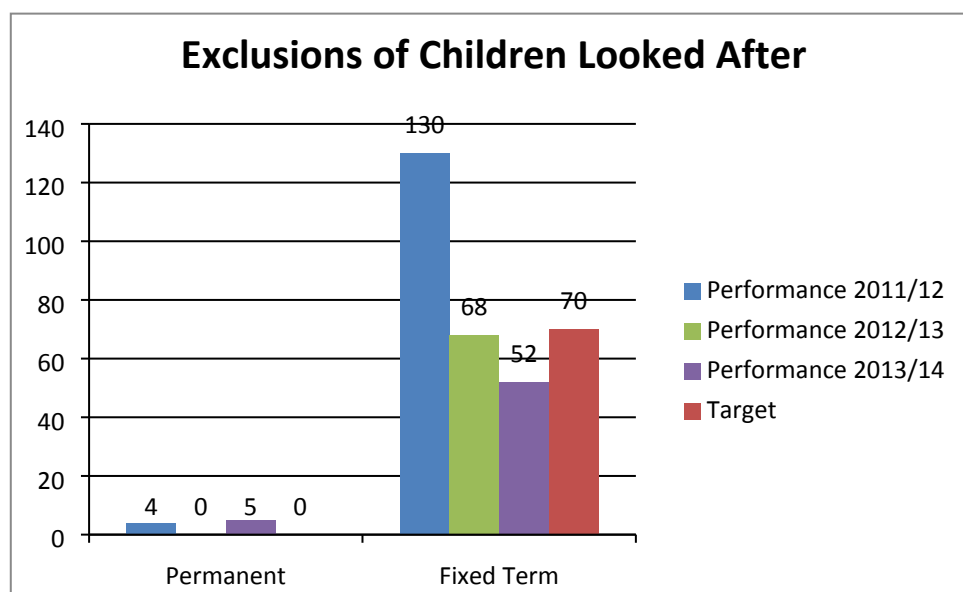
person does not attend for the morning/afternoon, this would be classed as an absent, but potentially authorised, session.

- ❖ Young people feel that sometimes young people withdraw themselves from lessons if they are not able to cope and speak to their designated teacher or someone they feel comfortable talking to.

EXCLUSIONS FROM SCHOOL OF CHILDREN LOOKED AFTER

Exclusions from school are included as a pure number of children looked after either permanently excluded or on fixed term exclusion:

- In the last year there were **5** permanent exclusions of children looked after, an increase from 0 the previous year.
- In the last year there were **52** fixed term exclusions of children looked after, down from **68** the previous year – both lower than the target of **70**, which is good!
- The number of fixed term exclusions has fallen again and is well within the targets set by the Corporate Parenting Board. However, there were a number of permanent exclusions within the last year which means, unlike last year, the target of zero permanent exclusions has not been met.



COMMENTS:

- ❖ Young people would like there to be more research into the reasons for fixed term exclusions. Are schools aware of other factors in the young persons' lives that may be affecting their behaviour at school? If so, are schools offering the right support for those young people?
- ❖ Young people would like to know why the target of 0 permanent exclusions has not yet been met. The target of 0 was met as recently as 2012/13 however 5 looked after children were permanently excluded in 2013/14.
- ❖ LINX would like to know the reasons for the 5 permanent exclusions in 2013/14.

CHILDREN LOOKED AFTER IN YOUNG OFFENDER INSTITUTIONS OR SECURE UNITS

- There are a small number of children looked after placed in young offender institutions or secure units, **7** as at 30th June 2015.
- In Q4 14/15, just under 3 out of **100** children looked after were involved with the youth offending teams, whilst just under **1** out of **1000** children and young people were involved with youth offending teams.
- Based on these figures, children looked after are twenty one times more likely to be involved with youth offending teams than those not looked after.

CHILDREN LOOKED AFTER WITH AN UP-TO-DATE HEALTH AND DENTAL ASSESSMENTS

- **92** out of 100 children looked after have an up-to-date health assessment (June 2015)
- This is a higher level of up-to-date health assessments than in the previous year (2014/15 - 87)
- **75** out of 100 children looked after have an up-to-date dental assessment (June 2015)
- This has increased recently after reaching a year-low in April 2015 of **73** out of 100.

COMMENTS:

- ❖ Lancashire is investing in the improvement of oral health through the Smile 4 Life campaign which has been running since 2010.
- ❖ This has been nationally acclaimed for its successes in raising awareness and improving oral health.
- ❖ Lancashire is currently focusing on improving the timeliness of health assessments in partnership with health colleagues.
- ❖ Young people feel that the percentage of those with an up-to-date health assessment should be higher – somewhere between 90% and 95%. This was last achieved in June 2015.
- ❖ Young people feel that they should be given a choice as to whether they want a health assessment or not. Young people should only be made to have one if there is a cause for concern. Young people feel health assessments should be different for each individual. Also, if a young person has a check up at the doctors, this should be counted as a health assessment.
- ❖ Young people also feel that health assessments need to be confidential as in the past some LINX members have had foster carers in the assessments which can be uncomfortable when they are being asked personal questions.
- ❖ Young people asked whether health and dental assessments could continue after leaving care.



ADOPTION AND PERMANENCE

ADOPTION ORDERS

- **279** children looked after have been adopted over the last 3 years.
- The number of adoptions increased to **121** children looked after being adopted in 2014/15, much higher than in previous years.



- **23** children have been adopted during Quarter 1 2015/16.
- LINX would like to know the ages of those adopted as theorised that it's more difficult to place a child after they are 2 years old, and much more difficult to place a teenager. 93 (77%) of the children adopted in the last year were matched to a family before the age of 3. The eldest child that was adopted in 2014/15 was matched to a family at the age of 8.

SPECIAL GUARDIANSHIP ORDER (SGO) OR RESIDENCE ORDERS (RO)

Special guardianship orders or residence orders are an alternative to adoption, but still provide children looked after with a permanent home:

- **120** looked after children were given a permanent home under special guardianship order during 2014/15.
- **16** looked after children were given a permanent home under residence order during 2014/15, a slight decrease on performance last year

COMMENTS:

- ❖ Overall more children looked after than ever are being provided with a permanent home under adoption, special guardianship order or residence orders; **257** in 2014/15 which represents considerable success.

OUTCOMES FOR CARE LEAVERS

CARE LEAVERS IN SUITABLE ACCOMMODATION (OLD NI 147)

Suitable accommodation is regarded as suitable if it provides safe, secure and affordable provision for young people. The percentage of care leavers at age 19 that are living in "suitable accommodation":



- In 2013/14, out of 100 care leavers, **82** are considered to be in suitable accommodation
- This is lower than two years ago, when **93** out of 100 were in suitable accommodation

COMMENTS:

- ❖ The number of care leavers in suitable accommodation has declined from a high level in 2010/11 to a lower level in recent years. This is below the target of **89** out of 100.
- ❖ Performance as at the end of Q2 in September 2014 was 64.3%
- ❖ Young people feel that the target should be 100% as everyone is entitled to be safe and secure. Young people wish to know where the others are residing to not meet this definition.
- ❖ Young people feel that when a young person leaves care, placement options should be available for the young person to consider, review and be approved before the change. Moreover, more support needs to be given around budgeting, as this could lead to problems paying for rent. Young people think that all children looked after should be involved in this process.

CARE LEAVERS IN EDUCATION, EMPLOYMENT OR TRAINING (OLD NI 148)

The percentage of care leavers at 19 who are engaged in education, training or employment:



- As at the end of 2013/14, **48** out of 100 care leavers were in education, training or employment on their 19th birthday.
- This is lower performance than in 2012/13 when **55** out of 100 care leavers were in education, training or employment in 2012/13.
- Nationally **86** out of 100 young people aged 16-24 are in education, training or employment (Sep 2014)
- 2014/15 info is still provisional and will be provided in the next report.

COMMENTS:

- ❖ Performance improved slightly in 2012/13, but dipped to low performance in 2013/14.
- ❖ Performance as at the end of September 2014 shows **32** out of 100 care leavers were in education, training or employment on their 19th birthday which was a further drop from end of June figure of **41** out of 100.
- ❖ Young people feel that this isn't good enough and more young people should be in education or training
- ❖ Young people feel that individuals, due to potentially poor school grades, need more apprenticeships and volunteering schemes to be accessible. Funding could be used as an early intervention to help young people with grades in the form of extra tuition.
- ❖ Young people feel more help could be given to help young people to find courses and employment. Assistance with writing CVs or developing ICT and/or skills were highlighted as key. Furthermore, available funds in the form of college bursaries should be more accessible as not everyone is aware of what they are entitled to financially.

CARE LEAVERS AT UNIVERSITY

- In 2011/12 there were 25 care leavers at university
- In 2012/13 there were a record 37 care leavers studying at university around the country, including 22 first year students. There were 7 graduates in 2012/13.
- Of these 22 first year students; 15 progressed to the second year, 1 completed with a one year foundation degree, 2 returned to repeat the first year, and 4 left their course.
- In 2013/14 there were 36 care leavers studying at university including 13 first year students.
- In 2014/15 there are 40 care leavers studying at university, including 10 first year students.
- 3 care leavers retook a year in 2014/15.



COMMENTS:

- ❖ There is a good level of Care Leavers at University in each of the last three years showing that Leaving Care support is there for potential students.
- ❖ However there it is concerning that **2** in 10 first year students dropped out of university, and a further **1** in 10 repeated their first year. The decision to study at University must be an appropriate choice for the applicant and suitable students need to be well supported.
- ❖ Young people feel that these figures show good progress, but there should be many more care leavers going to university.

- ❖ Young people feel that out of term accommodation needs to be more readily available as has been cited as a contributing factor in a young person's decision not to attend higher education.
- ❖ Young people believe other CLA are not aware of the support and funding available to them. The extra provisions that are available could support more young people through university. Support awareness has been spreading, but more could be done at a younger age to give young people the required information to inform their decision to attend higher education at an earlier stage.
- ❖ Currently, the staying put policy applies to Lancashire "in-house" foster carers but discussions are encouraged to occur surrounding those looked after children placed with independent fostering agencies regarding the possibility of staying put.
- ❖ Young people also suggested that leaving care and starting university occurs at the same time and this can be a stressful time for the young people involved. Individuals may also be put off the idea of attending university as they may be worried about not having anywhere to live during the holidays.
- ❖ Information for those attending university in 2014/15 is provisional and is subject to change.